

Table I. The Amounts of Various Metal Salts Which Become Bound to Polymer **1** in Tetrahydrofuran

Metal salt	Quantity bound (mequiv of metal/g of polymer)
Cr(NO ₃) ₃	0.22
MnI ₂	0.14
FeCl ₃	0.83
RuCl ₃	Not determined
CoCl ₂	0.35
Ni(NO ₃) ₂	0.70
Pd(O ₂ CCH ₃) ₂	0.73 ^a
CuBr ₂	0.34 and 0.37 ^b
AgNO ₃	Not determined

^a Determined by elemental analysis for Pd (Spang Microanalytical Laboratory). ^b Two different batches of polymer were used.

Table II. Effect of Solvent on the Quantity of FeCl₃ Bound to **1**

Solvent	Swelling factor ^a	Quantity bound (mequiv/g)
Methanol	1.0	0.002
Acetonitrile	1.4	0.25
Tetrahydrofuran	2.2	0.83
Ethyl acetate	2.4	1.2
Ethyl acetate-Benzene (1:1)	3.2	1.2

^a The ratio of volume of swollen to nonswollen polymer **1**.

weak, broad band at ~1700 cm⁻¹ and by an increased intensity of the bands at 1100 and 905 relative to the intensity of those at 700 and 755 cm⁻¹.

The data in Table II show that the amount of iron bound to the polymer can be controlled, at least in part, by proper choice of the solvent system. Only binding to surface bipyridyl groups should occur in methanol. The amount of iron binding increases as the swelling factor increases, to a maximum at ethyl acetate. The lack of further increase in the extent of iron incorporation may indicate that all the bipyridyl sites are now complexed.

The potential applications of **1** and its metal complexes should be obvious and the catalytic and analytical properties of these materials are currently under vigorous study.

Acknowledgment. Financial support from the National Science Foundation is gratefully acknowledged.

References and Notes

- (1) R. B. Merrifield, *Science*, **150**, 178 (1965).
- (2) (a) L. Marnett, D. C. Neckers and A. P. Schaap, "The Solid Phase Methods", J. B. Jones, Ed., Wiley-Interscience, New York, N.Y., 1976; (b) D. C. Neckers, *J. Chem. Educ.*, **52**, 695 (1975); (c) E. C. Blosssey and D. C. Neckers, Ed., "Solid Phase Synthesis", Halsted Press, 1975.
- (3) R. Grubbs, C. P. Lau, R. Cukier, and C. Brubaker, Jr., *J. Am. Chem. Soc.*, **99**, 4517 (1977).
- (4) C. U. Pittman, Jr., and R. M. Hanes, *J. Am. Chem. Soc.*, **98**, 5402 (1976).
- (5) D. D. Whitehurst, *Int. Congr. Catal.*, **5th**, *Abstr.*, 30 (1972).
- (6) (a) J. C. Bailar, Jr., *Cat. Rev. Sci. Eng.*, **10**, 17 (1974); (b) Z. M. Michalska and D. E. Webster, *Platinum Met. Rev.*, **18**, 65 (1974); (c) B. Delmon and G. Jannes, Ed., "Catalysis, Heterogeneous and Homogeneous", Elsevier, Amsterdam, 1975; (d) N. Takaishi, H. Imai, C. A. Bertelo, and J. K. Stille, *J. Am. Chem. Soc.*, **98**, 5400 (1976).
- (7) For exceptions to this generalization, see E. S. Chandrasekaran, R. H. Grubbs, and C. H. Brubaker, *J. Organomet. Chem.*, **120**, 49 (1976).
- (8) A. J. Moffat, *J. Catal.*, **18**, 193 (1970); **19**, 322 (1970).
- (9) C. U. Pittman, Jr., S. K. Wu, and S. E. Jacobson, *J. Catal.*, **44**, 87 (1976).
- (10) A few polymer-bound chelating ligands have been reported. Each of these has its own uses and limitations. For example, chiral ligands have been synthesized for use in hydrogenation and hydrosilylation of olefins¹¹ and reduction of ketones.^{8d} Other chelating ligands have been reported for the selective chelation of certain metal ions,¹² and polymer-bound crown ethers have been prepared.¹³ An example involving phenanthroline linked to the polymer via a sulfamide residue has also appeared.¹⁴ ©-PhPPHCH₂CH₂PPh₂ has been prepared but results indicate that it may not function as a chelating system.¹⁵
- (11) W. Dumont, J. C. Poulin, T. P. Dang, and H. B. Kagan, *J. Am. Chem. Soc.*, **95**, 8295 (1973).

- (12) L. R. Melby, *J. Am. Chem. Soc.*, **97**, 4044 (1975).
- (13) (a) C. J. Pedersen and H. K. Frensdorff, *Angew. Chem., Int. Ed. Engl.*, **11**, 16 (1972); (b) S. Kopolow, T. E. Hogen Esch, and J. Smid, *Macromolecules*, **4**, 359 (1971).
- (14) J. Rebek, Jr., and F. Gavina, *J. Am. Chem. Soc.*, **97**, 3453 (1975).
- (15) C. U. Pittman, Jr., A. Hirao, R. Hanes, Q. Ng, and J. Y. Yang, *Prepr., Div. Pet. Chem., Am. Chem. Soc.*, Vol. **22** (4), 1196-1750 (1977).
- (16) J. P. Collman, L. S. Hedegus, M. P. Cooke, J. R. Norton, G. Dolcett, and D. N. Marquardt, *J. Am. Chem. Soc.*, **94**, 1789 (1972).
- (17) The spectral changes observed are entirely consistent with the proposed structure. See Sadtler Research Laboratories, Inc., "Standard Grating Spectra", 1967, spectrum 8616K.
- (18) Samples of the same batch of polymer were submitted to two microanalytical laboratories (Spang and Midwest) for duplicate elemental analysis. The following range of data was received: C, 83.65-84.20; H, 6.81-6.99; and N, 2.15-2.49. These data suggest there is one bipyridyl residue per 1120-1280 mass units. This same batch of polymer was used to determine the data in Table II. In ethyl acetate 1.2 mequiv of Fe/g of polymer binding was observed. These data require at least one bipyridyl group for each 830 mass units. In another example, a sample of polymer and its palladium-acetate complex were submitted to Midwest Microlabs for elemental analysis. The results for the polymer (and its palladium complex) were C, 89.82 (76.77); H, 7.40 (6.22); and N, 1.25 (1.28). Note that the palladium-acetate complex analyzed for more nitrogen than the original polymer!

Roger J. Card, Douglas C. Neckers*

Department of Chemistry, Bowling Green State University
Bowling Green, Ohio 43403

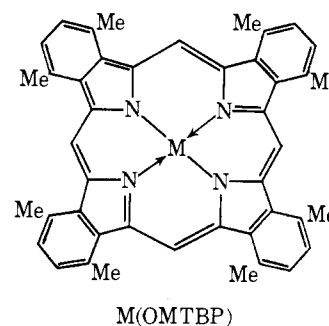
Received August 11, 1977

Conductive Molecular Crystals. Partially Oxidized Octamethyltetrabenzporphyrins

Sir:

The study of the quasi-one-dimensional electrical and magnetic properties of stacked molecular crystals is currently of great experimental and theoretical interest,¹ but the range of materials with high conductivities remain limited. It appears that two necessary conditions for obtaining high electrical conductivity are a structure containing infinite stacks of closely packed planar molecules and the occurrence of a nonintegral formal oxidation of the constituents. Guided by these requirements we have embarked on a program of synthesizing nonintegral oxidation-state crystals through substoichiometric oxidation of planar macrocyclic transition ion complexes (ML).

The I₂ oxidation of the metallophthalocyanines (M(Pc)) has recently been shown to yield highly conductive materials.² As part of the program to explore metal-macrocycle systems, we have prepared a variety of transition-metal complexes of 1,4,5,8,9,12,13,16-octamethyltetrabenzporphyrin



(M(OMTBP)) and have subjected them to I₂ oxidation forming the partially oxidized M(OMTBP)(I)_x. In this communication we discuss the oxidation products of Ni(OMTBP), for which single crystals of suitable quality for characterization have been obtained. A particularly important result is the isolation of conductive single crystals with two distinct degrees of partial oxidation, both of which exhibit metal-like conductivity.

The condensation reaction³ of 1,3,4,7-tetramethylisindole⁴ and nickel acetate tetrahydrate directly gives Ni(OMTBP), which was purified by recrystallization from 1,2,4-trichloro-

benzene. The parent macrocycle and I_2 give $Ni(OMTBP)(I)_x$ by a diffusion technique. Two materials are obtained, usually as mixture of crystals, which may be physically separated on the basis of color and shape. Depending on the growth conditions, the percentage of each can vary. As determined by carbon, hydrogen, and nitrogen elemental analysis, the two materials correspond to two stoichiometries, $x = 1.05 \pm 0.1$ and $x = 2.9 \pm 0.3$.⁵ Resonance Raman spectra were taken on microcrystalline samples of both the $x = 1.05$ and $x = 2.9$ complexes, with an excitation wavelength of 5145 Å. Resonance absorptions were seen at 104, 213, and 320 cm^{-1} , characteristic of a symmetrical I_3^{-6} , with no peaks observed for I_2 . Based on the previous studies,^{2,7} this result suggests that the proper formulation for these complexes should therefore be $Ni(OMTBP)(I_3^-)_y$, with $y = 0.35 \pm 0.03$ and $y = 0.97 \pm 0.10$.⁸ The macrocycle oxidation state (ρ) is then equal to y and the former complex, at least, exhibits the desired nonintegral oxidation state, and the same may be true of the latter.

X-ray structure studies⁹ of $Ni(OMTBP)(I_3^-)_{0.35}$ show that the crystal is tetragonal with the macrocycle stacked in infinite columns, at a separation of $1/2c = 3.778$ Å; the format is similar to that observed for $Ni(Pc)(I_3^-)_{0.33}$, but the distance between $Ni(OMTBP)$ macrocycles is substantially greater than between the $Ni(Pc)$ (3.24 Å).¹⁰ Because presently available crystals of $Ni(OMTBP)(I_3^-)_{0.97}$ are extremely small, x-ray crystallographic measurements on this material have not yet been made.

The relationship between physical properties and degree of partial oxidation in conductive quasi-one-dimensional materials is a matter of keen interest, and this highlights the present isolation of two materials with different values of ρ . Crystals of organic donors or acceptors which differ in their average degrees of electron occupancy are known;¹ most notable perhaps is the range of compositions of the tetrathiofulvalene (TTF) halides.¹¹ In contrast, the previously observed conductive metal-containing molecular crystals, such as $K_2Pt(CN)_4Br_{0.3} \cdot 5H_2O$ (KCP), all exhibit a partial oxidation of $\rho = 1/3$, within narrow limits.^{1,12} The compounds $Ni(Pc)(I_3^-)_{0.33}$ and $Ni(OMTBP)(I_3^-)_{0.35}$ appear to be analogous to the previously studied metal-containing systems; this in turn would suggest that the isolation of $Ni(OMTBP)(I_3^-)_{0.97}$ represents a real novelty. However, for both the $y = 0.35$ and $y = 0.97$ materials, single-crystal EPR studies at room temperature reveal a single narrow line ($W_{pp} \sim 5$ G) with $g_{\parallel} = 2.012$ located along the molecular normal (stacking directions) and $g_{\perp} = 2.006$. These values are free-radical like, and quite different from those expected for oxidation at the nickel ($g_{\perp} \sim 2.2$, $g_{\parallel} \sim 2.0$).¹³ This indicates that the hole states are those of a π -cation radical and largely macrocycle based, with minimum spin density on Ni. Thus, it rather appears that these systems are similar to the organic "molecular metals", rather than to KCP and its analogues, with the metal ion acting as an "internal substituent" to the macrocycle. Since no conductors based on tetracyanoquinodimethan (TCNQ) or TTF have yet been found with $\rho \sim 1/3$, it therefore seems that the ready isolation of $\rho = 1/3$ $Ni(OMTBP)$ and $Ni(Pc)$ crystals is the novelty.

Single-crystal electrical conductivities were measured by a four-probe, ac phase-locked technique¹⁴ at 27 Hz. The $Ni(OMTBP)(I_3^-)_{0.35}$ crystals used were nominally 0.9 mm long with octagonal faces of ~ 0.02 mm in width. The $Ni(OMTBP)(I_3^-)_{0.97}$ crystals were generally 1.0 mm long by 0.005 mm wide. The electrical contacts were made with a palladium paint prepared locally. A constant excitation current of 10 μA root mean square was used throughout the measurements, after the voltage-current response was first found to be ohmic over the current range, $0.1 \mu A \leq I \leq 10^3 \mu A$.

The temperature response of the electrical conductivity along the chain axis (σ_{\parallel}) for both $y = 0.35$ and $y = 0.97$ ma-

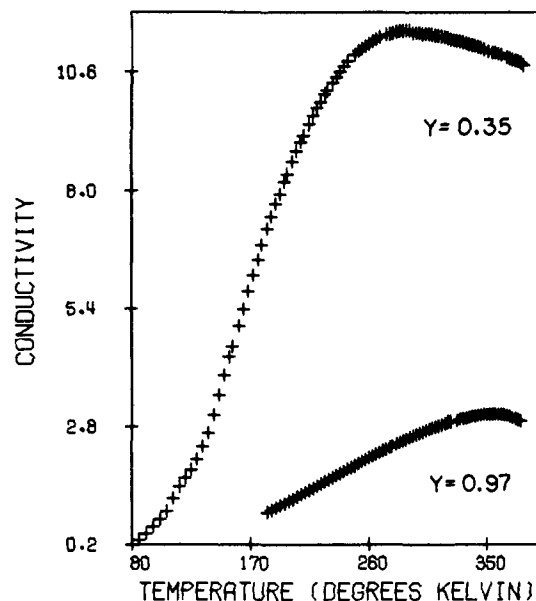


Figure 1. Plot of the conductivity ($\Omega^{-1} cm^{-1}$), vs. temperature (K) for $Ni(OMTBP)(I_3^-)_y$, with $y = 0.35$ and $y = 0.97$, as indicated.

terials is shown in Figure 1. As the temperature is lowered from 380 to 300 K, the conductivity of $Ni(OMTBP)(I_3^-)_{0.35}$ slowly increases, thus exhibiting a metal-like behavior. There is a broad maximum in conductivity (σ_{\parallel}^m) occurring near $T_m \sim 300$ K; upon a further decrease in temperature, down to the lower limit of the experiment at 45 K, the conductivity decreases in an activated manner, indicating the presence of an energy gap at the Fermi surface. The value of T_m is somewhat sample dependent, ranging from ~ 260 – 330 K and the corresponding σ_{\parallel}^m is inversely related to T_m , ranging from 16 to 4 (Ωcm)⁻¹; these variations presumably reflect crystal quality. The observation of such a conductivity maximum is apparently characteristic of "metallic" behavior in quasi-one-dimensional systems with a single conducting stack, and analogous curves for σ_{\parallel} vs. T are seen for KCP,¹⁵ *N*-methylphenazinium (NMP)-TCNQ,¹⁶ quinolinium (TCNQ)₂,¹⁷ and the TTF halides¹² and pseudohalides.¹⁸ Below T_m , the value of $\Delta(T) = d \ln \sigma / d(1/T)$ slowly increases with decreasing T and reaches a constant low-temperature value of $\Delta(0) \sim 45$ meV by ~ 160 K.

The conductivity at the maximum is ~ 15 (Ωcm)⁻¹, about an order of magnitude lower than for the other above-mentioned materials. However, the carrier mobility in all these materials is in fact rather similar. Within the framework of one-electron band theory, there is a simple relation between the electronic mean free path along a chain, λ , the conductivity σ , and the cross-sectional area per conducting stack, A :¹⁹

$$\sigma_{\parallel} = 2e^2 \lambda / \pi \hbar A$$

Since A for $Ni(OMTBP)(I_3^-)_{0.35}$ is roughly 2.5-fold larger than for the other crystals, for equal values of λ a smaller value of σ_{\parallel} must result. From observed values of σ and A , we find that λ for $Ni(OMTBP)(I_3^-)_{0.35}$ is only several times smaller than for NMP-TCNQ, Qn(TCNQ)₂, or KCP.²⁰ The conductivity of $Ni(OMTBP)(I_3^-)_{0.35}$ at room temperature is roughly 20-fold less than that for $Ni(Pc)(I_3^-)_{0.33}$,¹⁰ but in this case there is no significant difference in A . Since the degree of partial oxidation is also the same, the diminished conductivity can thus be directly related to the increased intermolecular distance and the change in macrocycle, but the decrease seems to be surprisingly small, considering the large increase in intermolecular spacing.

The room temperature conductivity of $Ni(OMTBP)(I_3^-)_{0.97}$

is $\sigma_{\parallel} \sim 3.3 (\Omega \text{ cm})^{-1}$, only ~ 5 -fold less than that of the $y = 0.35$ material. Near and below room temperature the conductivity is activated, also with an activation energy extrapolated to 0 K of $\Delta(0) \sim 50 \text{ meV}$. Moreover, the qualitative shapes of the plots of $\sigma(T)$ are in fact quite similar for both compositions. As the temperature is increased above ambient, $\sigma_{\parallel}(T)$ for Ni(OMTBP)(I₃)_{0.97} also shows a broad conductivity maximum, but with $T_m \sim 340 \text{ K}$, roughly 40–60 K greater than T_m for the $y = 0.35$ phase. Again, for different $y = 0.97$ preparations, T_m will vary and σ_{\parallel}^m is inversely related to T_m .²¹

Both the room temperature value of σ_{\parallel} and the shape of the $\sigma_{\parallel}(T)$ vs. T curve for Ni(Pc)(I₃)_{0.33} differ sharply¹⁰ from the results for Ni(OMTBP)(I₃)_{0.35}. This shows that apparently modest chemical variations in the macrocycle structure can substantially alter the physical characteristics of a partially oxidized ML system. In contrast, the differing degrees of oxidation for the two materials based on Ni(OMTBP) apparently lead rather to a quantitative difference in the response of σ_{\parallel} vs. T . However, the change in properties with increased oxidation must reflect any structural alteration as well as the electronic difference. A fuller understanding of the dependence of conductivity on the degree of oxidation must thus await further studies and the complete crystal structure determinations.

Acknowledgments. We thank Professor J. A. Ibers and Dr. R. P. Scaringe for crystallographic data regarding the Ni(Pc)(I_x) and Ni(OMTBP)(I_x), Mr. C. J. Schramm for assistance in material preparation and many helpful discussions, and Professor T. J. Marks for discussion of the Raman spectra. This work has been supported by the Materials Research Center of Northwestern University (NSF-GH-33575).

References and Notes

- (1) (a) J. J. Andre, A. Bieber, and F. Gautier, *Ann. Phys.*, **1**, 145 (1976); (b) I. F. Schegolev, *Phys. Status Solidi*, **A**, **12**, 9 (1972); (c) Z. G. Soos, *Ann. Rev. Phys. Chem.*, **25**, 121 (1974); (d) J. S. Miller and A. J. Epstein, *Prog. Inorg. Chem.*, **20**, 1 (1976); (e) H. J. Keller, Ed., "Low-Dimensional Cooperative Phenomena", Plenum Press, New York, N.Y., 1975; (f) "Extended Interactions between Metal Ions in Transition Metal Complexes", L. V. Interrante, Ed., *ACS Symp. Ser.*, **5** (1974).
- (2) J. L. Peterson, C. J. Schramm, D. R. Stojakovic, B. M. Hoffman, and T. J. Marks, *J. Am. Chem. Soc.*, **99**, 286 (1977).
- (3) C. O. Bender, R. Bonnett, and R. G. Smith, *J. Chem. Soc., Perkin Trans. 1*, 771 (1972).
- (4) H. Fletcher, *Tetrahedron*, **22**, 24 81 (1966).
- (5) Carbon, hydrogen, and nitrogen analyses were performed by H. Beck of Northwestern University. Because of the difficulty in obtaining appreciable quantities of the individual stoichiometries, iodine analyses have not been performed.
- (6) W. Kiefer, *Appl. Spectrosc.*, **28**, 115 (1974), and references therein.
- (7) T. J. Marks, D. F. Webster, S. L. Ruby, and S. Schultz, *J. Chem. Soc., Chem. Commun.*, 444 (1976).
- (8) For the sake of brevity, we shall henceforth omit the standard deviation when mentioning the stoichiometric parameter y .
- (9) R. P. Scaringe, T. E. Phillips, B. M. Hoffman, and J. A. Ibers, unpublished work.
- (10) (a) C. J. Schramm, R. P. Scaringe, D. R. Stojakovic, B. M. Hoffman, T. J. Marks, and J. A. Ibers, unpublished work; (b) C. J. Schramm, D. R. Stojakovic, B. M. Hoffman, and T. J. Marks, *Science*, submitted for publication.
- (11) (a) R. B. Somoano et al., *J. Chem. Phys.*, **63**, 4970 (1975); (b) F. Wudl, *J. Am. Chem. Soc.*, **97**, 1962 (1975).
- (12) J. M. Williams, D. P. Gerrity, and A. J. Schultz, *J. Am. Chem. Soc.*, **99**, 1668 (1977), and references therein.
- (13) A. P. Bobrovskii and A. N. Sidorov, *J. Struct. Chem.*, **17**, 63 (1976). Note, however, that the g value can be shown⁹ to suggest a small spin density, ~ 0.005 , on I_3^- which may result from back charge transfer from triiodide.
- (14) T. E. Phillips, C. J. Schramm, J. R. Anderson, and B. M. Hoffman, unpublished work.
- (15) H. R. Zeller and A. Beck, *J. Chem. Phys. Solids*, **35**, 77 (1974).
- (16) L. B. Coleman, J. A. Cohen, A. G. Garito, and A. J. Heeger, *Phys. Rev. B*, **7**, 2122 (1973).
- (17) W. J. Siemons, P. E. Bierstedt, and R. G. Kepler, *J. Chem. Phys.*, **39**, 3523 (1963).
- (18) R. B. Somoano et al., *Phys. Rev. B*, **15**, 595 (1977).
- (19) N. F. Mott and E. A. Davis, "Electronic Processes in Noncrystalline Materials", Clarendon, Oxford, England, 1971.
- (20) In all cases λ is less than the intermolecular separation, indicating that a diffusional conduction process occurs: $\lambda \approx 0.2 \text{ \AA}$ for Ni(OMTBP)(I₃)_{0.35} and $\lambda \approx 0.55 \text{ \AA}$ for Qn(TCNQ)₂, 0.75 \AA for NMP-TCNQ, and 1.8 \AA for KCP.
- (21) We report the high-temperature behavior ($T \leq 370 \text{ K}$) of the $y = 0.97$ composition with some caution, as the conductivity curve is not wholly reproduced upon cycling, suggesting the possibility of some crystal degradation and/or chemical reaction with the contacts. Observations of I_2 loss indicate that these crystals are stable up to 380 K and possibly for 390 K, at least for $\sim 0.5 \text{ h}$; I_2 is lost at 400 K, yielding crystals whose appearance is that of the $y = 0.35$ material.

Terry E. Phillips, Brian M. Hoffman*

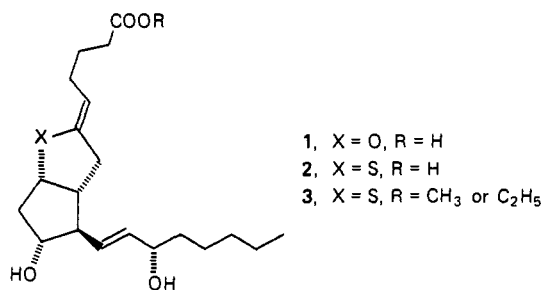
Department of Chemistry and Materials, Research Center
Northwestern University, Evanston, Illinois 60201

Received July 18, 1977

6,9-Thiaprostacyclin. A Stable and Biologically Potent Analogue of Prostacyclin (PGI₂)

Sir:

The discovery of prostacyclin (PGI₂, **1**)¹ late in 1976 has not only revolutionized current concepts in cardiovascular research² but has also thrust this molecule into the forefront of biological and chemical research.³ Although several syntheses^{4–6} have made it readily available, its unstable nature encourages biological studies and makes it a doubtful pharmacological agent. In light of its biological importance, the synthesis of stable physiological mimics deserves a high priority. Even though some analogues of this molecule have been reported,⁷ prostacyclin is at least two hundred times more potent than the most active of these substances.^{8,9} In this communication we report the synthesis and preliminary biological properties of a potent and relatively stable analogue of prostacyclin (PGI₂), namely 6,9-thiaprostacyclin (**2**).



The methyl ester of 15-acetoxy PGE₂ (**4**)¹⁰ was converted to its tetrahydropyranyl ether (**5**)¹¹ with dihydropyran (1.5 equiv) under acid (*p*-toluenesulfonic acid) catalysis in methylene chloride at 25 °C (100% yield) and reduced with excess zinc borohydride (DME, 25 °C, 15 h) to afford the 9 β -PGF_{2 α} derivative **6**, as the major product together with the 9 α isomer (9 β :9 α ratio, 55:45) in 95% total yield. Chromatographic purification of **6** (silica; ether; 9 β , R_f 0.47; 9 α , R_f 0.59) followed by treatment with methanesulfonyl chloride (1.2 equiv) in methylene chloride at -20 °C in the presence of triethylamine led to the mesylate **7** (100%). When **7** was exposed to excess potassium thioacetate in dimethyl sulfoxide at 45 °C for 24 h the thioacetate **8** was formed in 90% yield. Removal of the tetrahydropyran protecting group with acetic acid–tetrahydrofuran–water (3:2:2) at 45 °C (20 h) resulted in the formation of diacetate **9** (98% yield), which, in turn, yielded 9-thio PGF_{2 α} methyl ester (**10**) upon treatment with anhydrous potassium carbonate (4 equiv) in absolute methanol at 25 °C (yield, 83%).

A second route to 9-thio PGF_{2 α} methyl ester (**10**), the first key intermediate for the synthesis of 6,9-thiaprostacyclin (**2**), was developed starting with the readily available 11,15-bis-(tetrahydropyranyl) ether PGF_{2 α} methyl ester (**11**).¹² This